

Week 2 - Timetable

This week there are a few resources you will need to gather/make for the session. These include a ruler, paper, pencil, colouring pencils, scissors, a selection of objects for counting., 0-5 number cards, box/bowl/cup, paint, phoneme frames (these can be hand drawn) and junk modelling materials.

If you need any support with these resources please let me know.

	Monday - 11/01/21	Tuesday - 12/01/21	Wednesday - 13/01/21	Thursday - 14/01/21	Friday - 15/01/21
8.45 - 9.00	Share a story together				
9.00 - 9.10	Registration via TEAMS				
9.10 - 9.45	<p>Can you think of words that rhyme with...</p> <p style="text-align: center;">can way ball</p>	<p>Can you hear the initial sound?</p> <p>Please see below for full details of this activity.</p>	<p>Bigger and Smaller</p> <p>You will need a ruler</p> <p>Please see below for full details of this activity.</p>	<p>Can you sort these mixed up words?</p> <p>Please see below for full details of this activity.</p>	<p>Look through your window or go outside. What can you see around you?</p> <p>How many different places or features can you see?</p> <p>Get ready to share in our first TEAMS session.</p>
9.45 - 10.05	Teaching via TEAMS				
	PSHE - Jigsaw session 2 Never giving up	English Harry and the Bucketful of Dinosaurs	Maths Number bonds to 5	English Harry and the Bucketful of Dinosaurs	Understanding the World The land that dinosaurs roamed
10.05 - 10.30	<p>Find or take a picture of something you have tried hard to achieve and had to make sure you never gave up. Add a speech bubble - what are you saying? Try to write a caption or sentence. See guide to help with writing: https://youtu.be/uPiORLV7uYE</p>	<p>Answer the story wand questions. Parents please can you scribe answers to share on ILD. If you need to hear the story again you can watch it here: https://youtu.be/uWoopkMgLqM</p> <p>Please see image of story wands below.</p>	<p>Paper hands activity</p> <p>Please see below for full details of this activity.</p>	<p>Imagine that you find an old box in your attic. What might be hidden inside?</p> <p>Draw a picture and try to write a few words or a sentence to go with it.</p> <p>See guided to help you with writing: https://youtu.be/3YXzAvO2OMo</p>	<p>Use the picture of Talon and draw a landscape around him.</p> <p style="text-align: center;">Upload to the ILD</p> <p>Please see below for the work sheet</p>
10.30 - 10.50	Break, Snack and Exercise				

10.50 - 11.30	Practise your phonics flash cards with Mrs Cook https://drive.google.com/file/d/1831MAmaCTAiUuVwEgVX_4JwXBGqYrojR/view Enjoy some time with your own toys/learning.	Enjoy some time with your own toys/learning. Read your reading book to an adult. Please see below for more information.	Enjoy some time with your own toys/learning. Read your reading book to an adult. Please see below for more information.	Enjoy some time with your own toys/learning. Read your reading book to an adult. Please see below for more information.	Enjoy some time with your own toys/learning. Read your reading book to an adult. Please see below for more information.
11.30 - 11.55	Teaching via TEAMS				
	Phonics j	Phonics v	Phonics W Please have a piece of paper and a pencil. You need 6 phoneme frames - see below for a phoneme frame template - which your child can write in to.	Phonics X Please have a piece of paper and a pencil. You need 5 phoneme frames - see below for a phoneme frame template - which your child can write in to.	Phonics Group reading session
12.00 - 1.00	Lunch and Exercise				
1.00 - 1.30	Read your reading book to an adult. Please see below for more information.	Try Mrs Cook's phonics game https://youtu.be/G-F-jggV_WE	Try Mrs Cook's phonics game https://youtu.be/hVN-d9Z908s	Try Mrs Cook's phonics game https://youtu.be/nBkeaOCelrE	What sounds do you think a dinosaur might make. Would all the sounds be loud? Listen to the Tyrannosaurus song on Story bots. https://www.youtube.com/watch?v=SZzPLdAWKOE Do you think it is a good song for a T-REX? Have a go at joining in.
1.30 - 1.40	Registration via TEAMS				
1.40 - 2.00	Teaching via TEAMS				
	Maths Number bonds to 5 Please make some simple 0-5 number cards for the lesson. See below for example	Maths Number bonds to 5 You need your number cards again today.	English Harry and the Bucketful of Dinosaurs Exploring adjectives	Maths Number bonds to 5 Please bring 5 small objects to the session (cars, lego bricks, lol dolls)	Expressive Arts and Design Dinosaur Landscapes


<p>2.00 - 2.40</p> <p>Follow up activity to complete at home</p>	<p>What's in the bag Place five objects into a bag. Take two out.</p> <p>Ask the children to guess how many objects are left in the bag... Repeat with other amounts.</p>	<p>Mystery box/bowl cup</p> <p>Please see below for full details of this activity.</p>	<p>Design a bucket for Harry's dinosaurs.</p> <p>What adjectives would you use to describe your bucket? Can you write any of them down?</p> <p>See guided to help you with writing: https://youtu.be/3YXzAvO2OMo</p>	<p>Part-whole model</p> <p>Please see below for full details of this activity.</p>	<p>Create a dinosaur landscape using junk materials. For example, use a tube to make a volcano by adding newspaper around it or cover an egg box with newspaper and paint.</p>
<p>2.40 - 2.55</p>	<p>Class Story/Song via TEAMS</p>				

Can you hear the initial sound?

Say the names of the pictures out loud. What sound do they start with?



Can you sort these mixed up words?

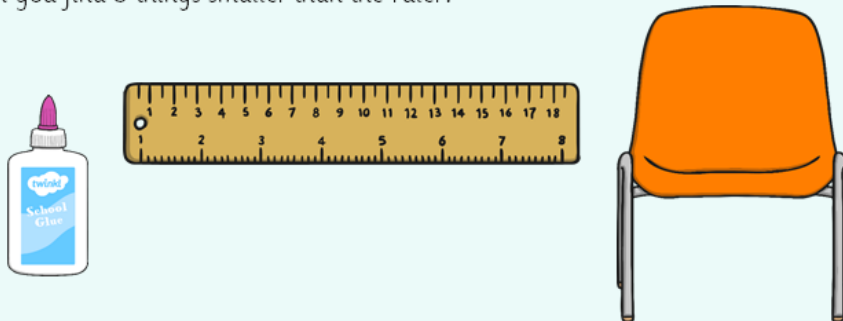


Bigger and Smaller

Get a ruler.

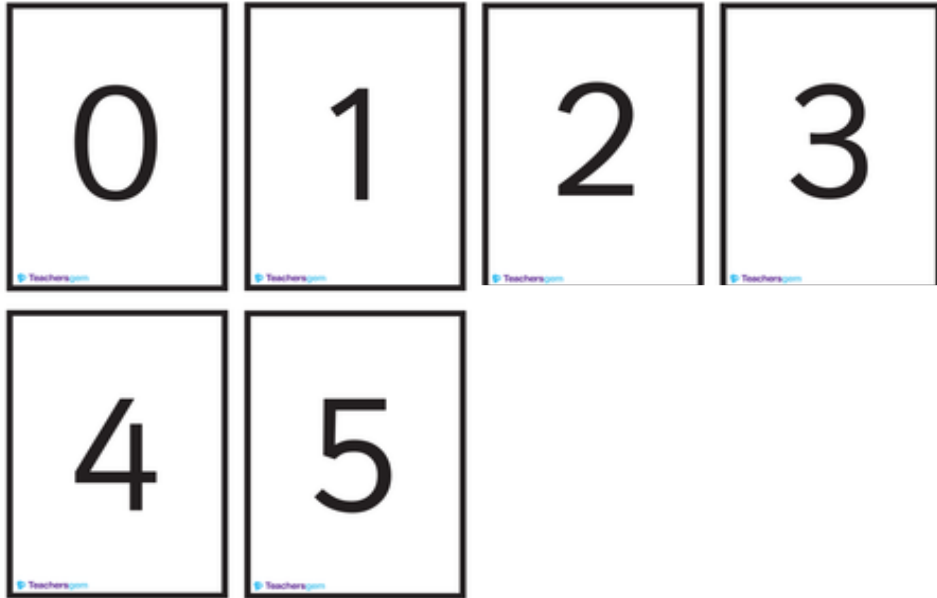
Can you find 3 things bigger than the ruler?

Can you find 3 things smaller than the ruler?



Equipment needed: Rulers

Number cards - you can print these or feel free to get 6 small pieces of paper and write the numbers down.



Mystery Box/Bowl/Cup Bonds!

Show the children you have two boxes/bowls/cups. Anything you can find which you can hide small objects in or under.

Tell them you have 5 objects in total, and that there is one amount in one box/bowl/cup and that they need to guess how many objects are in the second box/bowl/cup.

For example, "In total, there are five cubes in both boxes. There are two cubes in this box, how many cubes are in the other box?"

Repeat this game with different objects or containers to make it more exciting and to help build your child's fluency with their number bonds.

Paper hands

Make yourself a hand resource by drawing round both hands then cutting them out. Stick the palm of your hand to the paper but not the fingers. Fold the fingers over so it looks like you have put them away (into a fist).

Using your hands resource, show me as many ways to make five using fingers on one hand or both hands.

How many ways did you make?



Part-Whole model

Make a part-whole model.

Place a certain number of resources or dots on one side.

The children then need to fill in the other side, making a total of 5 each time.

Phoneme frame template

--	--	--

Story wands



Dinosaur in Danger

Create a background for Talon using the features from the landscapes in the story.

Do you think Talon eats meat (carnivore) or eats plants (herbivore)?



My Phase 2 Sound Mat

s



a



t



p



i



n



m



d



g



o



c



k



ck



e



u



r



h



b



f



ff



l



ll



ss

